



# The UNITE Group Plc

The UNITE Group Plc

## GRESB Benchmark Report 2019

DATE: 30 Sep 2019 1:03:13pm Mon UTC

# Table of Contents

Scorecard ..... 3

    GRESB Aspects ..... 4

    Strengths & Opportunities ..... 5

    Portfolio Impact ..... 6

    Entity & Peer Group Characteristics ..... 7

    Peer Group Constituents ..... 7

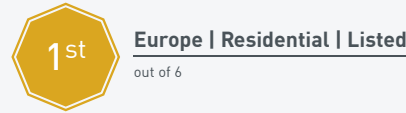
    Validation ..... 7

# The UNITE Group Plc

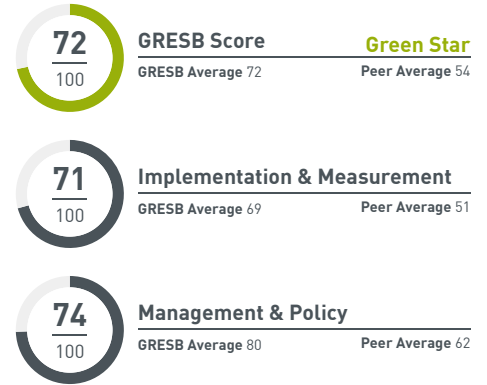
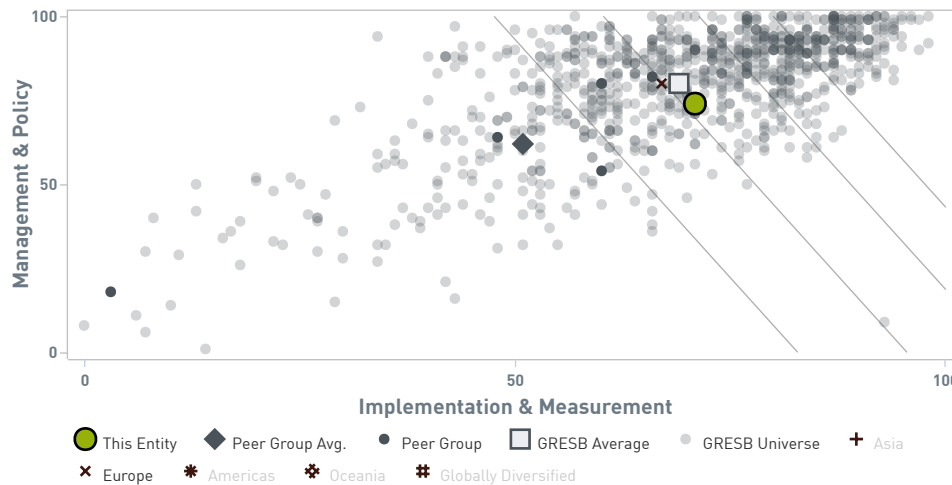
## Participation & GRESB Score



## Peer Comparison




## GRESB Model

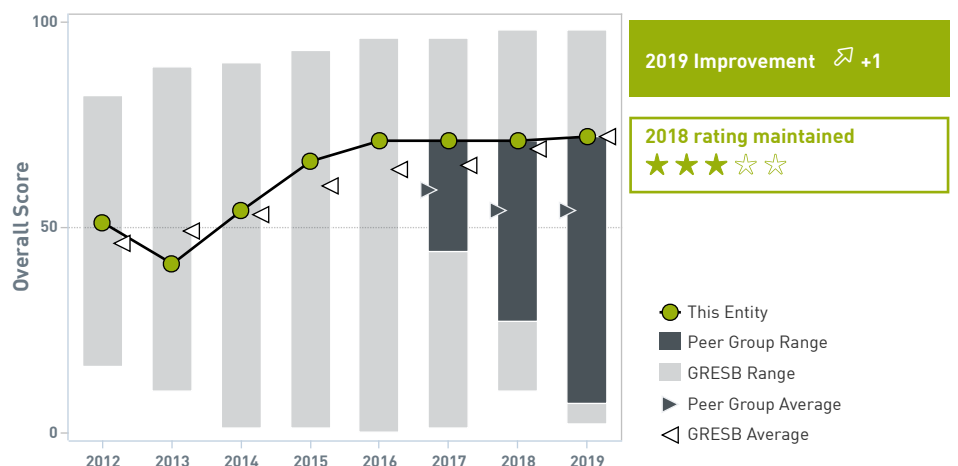


Performance data reported at asset level

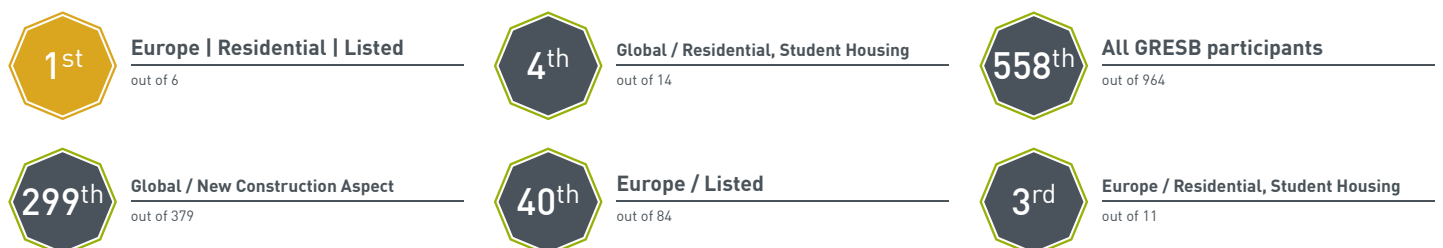
## ESG Breakdown



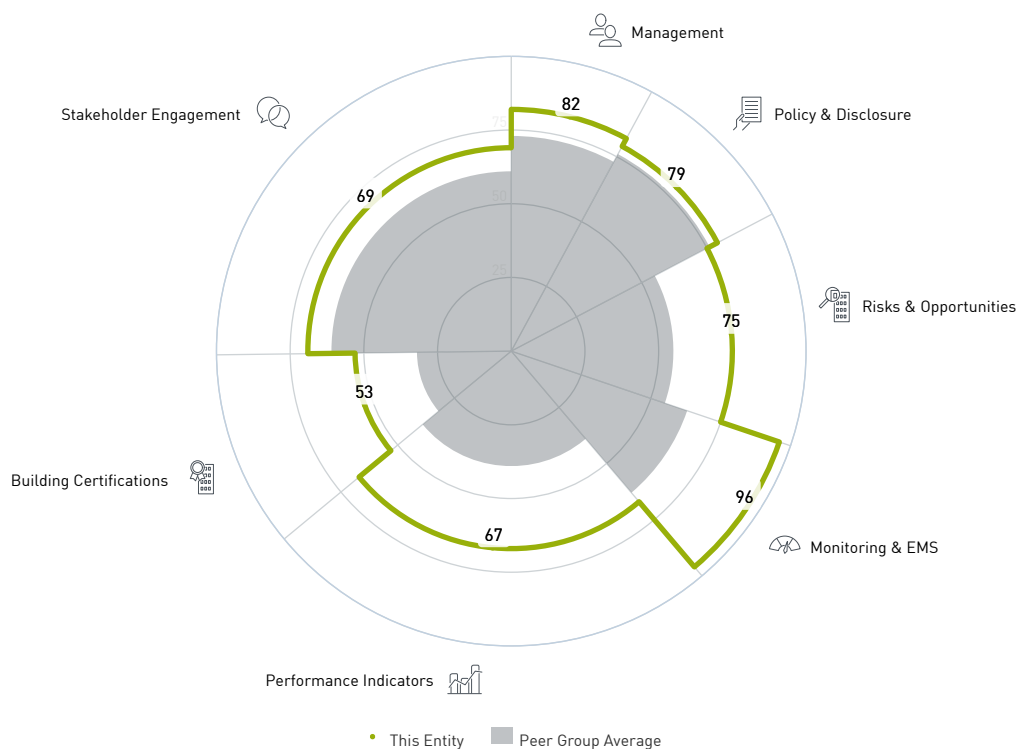
## Trend



## Rankings



## GRESB Aspects



Aspect Weight in GRESB Score	This Entity	Peer Group		GRESB
<b>Management</b> 7.9%	82	PEER 73 AVERAGE +1		GRESB 88 AVERAGE
<b>Policy &amp; Disclosure</b> 9.4%	79  +19	PEER 76 AVERAGE +6		GRESB 84  +2 AVERAGE
<b>Risks &amp; Opportunities</b> 12.9%	75  -6	PEER 55 AVERAGE -3		GRESB 78  +6 AVERAGE
<b>Monitoring &amp; EMS</b> 8.6%	96	PEER 63 AVERAGE -7		GRESB 77  +3 AVERAGE
<b>Performance Indicators</b> 25.2%	67  -7	PEER 39 AVERAGE		GRESB 60  +4 AVERAGE
<b>Building Certifications</b> 10.8%	53  +16	PEER 32 AVERAGE +12		GRESB 55  +4 AVERAGE
<b>Stakeholder Engagement</b> 25.2%	69  +1	PEER 61 AVERAGE +3		GRESB 78  +7 AVERAGE
<b>New Construction &amp; Major Renovations</b> 0%	47  +7	PEER 60 AVERAGE +10		GRESB 63  +6 AVERAGE

## Strengths & Opportunities

Strengths: Outperformed more than 80% of peers

Indicator		Score	Peer Average	
R04	Technical building assessments	3/4.5	1.38/4.5	100% of peers scored lower
PI1.2	Energy use intensity rates - Residential, Student Housing	0.75/1.5	0/1.5	100% of peers scored lower
PI2.2	GHG emissions intensity rates - Residential, Student Housing	0.38/0.75	0/0.75	100% of peers scored lower
PI3.2	Water use intensity rates - Residential, Student Housing	0.38/0.75	0/0.75	100% of peers scored lower
PI5	Long-term reduction targets	2.25/3	0.4/3	100% of peers scored lower
NC7.1	Renewable energy generated on-site	3/3	0.59/3	100% of peers scored lower

## Portfolio Impact



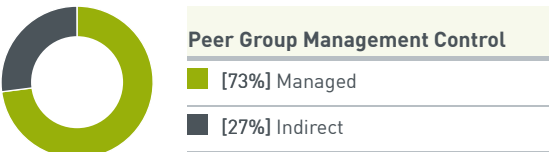
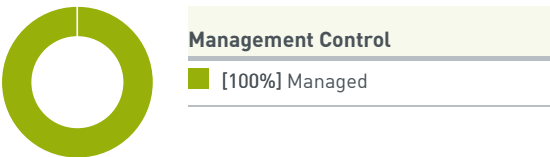

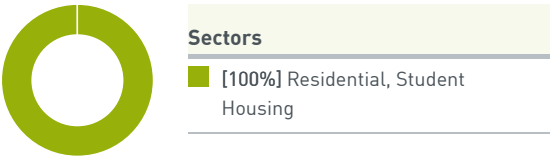

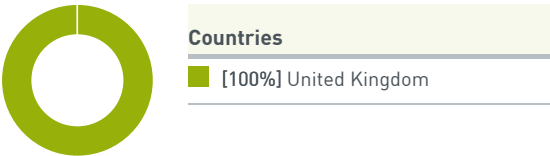
## Impact Reduction Targets

Type	Long-term target	Baseline year	End year	2018 target	Portfolio coverage	Externally communicated
⚡ Energy Intensity-based	35.0%	2014	2025	5.0%	100.0	No
☁ GHG Intensity-based	50.0%	2014	2025	30.0%	100.0	No
🗑 Waste Absolute	100.0%	2014	2025	0.0%	100.0	No

Entity & Peer Group Characteristics

This Entity	
Geography:	United Kingdom
Sector:	Residential, Student Housing
Legal Status:	Listed
Total GAV:	\$6.31 Billion
Activity:	Management and development of assets
Reporting period:	Calendar Year

Peer Group (6 entities)	
Peer Group Geography:	Europe
Peer Group Sector:	Residential
Legal Status:	Listed
Average GAV:	\$16.2 Billion



Peer Group Constituents

Peer Group Constituents

Deutsche Wohnen SE    LEG Immobilien AG    Vivenio Residencial Socimi S.A.

Grainger plc    The UNITE Group Plc    Vonovia SE

GRESB offers a customized benchmarking solution so that you can compare your performance against any peer group you choose. You are able to select specific peers by name (for listed entities), and/or choose from a range of peer group characteristics.

Get your Customized Benchmark Report

Validation

GRESB Validation

	Items	% accepted/ full points
<b>All participant check</b> All entities ✓ Text boxes, 'Other' answers, Table answers, Hyperlinks, Quantitative outliers		
<b>Validation plus</b> All entities ✓ MA5, PD1, PD5.1, R03.1, ME1, PI1.4, PI2.3, PI3.4, SE4.1, NC1		
<b>Validation Interview</b> Entity not selected Reporting boundaries, Supplemental questions		
<b>Evidence</b>	32	84%
<b>'Other' answers</b>	14	86%
<b>Text boxes</b>	5	100%
<b>Table answers</b>	1	0%
<b>Total</b>	<b>52</b>	<b>85%</b>

#### Validation items not accepted

<b>PI1.4</b>	Performance Indicators   Data Review   PI1.4   Yes   Evidence	Validation criteria ✓
<b>PI2.3</b>	Performance Indicators   Data Review   PI2.3   Yes   Evidence	Validation criteria ✓
<b>PI3.4</b>	Performance Indicators   Data Review   PI3.4   Yes   Evidence	Validation criteria ✓
<b>PD5.1</b>	Policy & Disclosure   Sustainability Disclosure   PD5.1   Yes (multiple answers possible)   Section in Annual Report   Aligned with   Other selected. Please describe:	
<b>SE7</b>	Stakeholder Engagement   Tenants/Occupiers   SE7   Yes   Other	

#### Validation items partially accepted

<b>R01</b>	Risks & Opportunities   Governance   R01   Yes   Evidence	Validation criteria ✓
<b>R02</b>	Risks & Opportunities   Governance   R02   Yes   Evidence	Validation criteria ✓

#### Quantitative outliers excluded

None

### Third Party Assurance, Verification and Checks

Question	Points	Data Review
<b>PD5.2</b> Organization's section in annual report		Externally <b>assured</b> by SGS UK Ltd
<b>PI1.4</b> Energy consumption data	0/1	Externally <b>assured</b> by SGS UK Ltd
<b>PI2.3</b> GHG emissions data	0/0.75	Externally <b>assured</b> by SGS UK Ltd
<b>PI3.4</b> Water consumption data	0/0.75	Externally <b>checked</b> by SGS UK Ltd
<b>PI4.2</b> Waste management data	0/0.75	

### Disclaimer: 2019 Benchmark Report

The 2019 Benchmark Report (the "Report") and the associated GRESB Scorecard ("Scorecard") is based on information provided by GRESB participants by way of the GRESB annual assessment.

The Report is intended to be read only by personnel authorized by the particular respondent ("Respondent") to which the Report pertains. The Report may also be viewed by Investors in the Respondent entity, who have the requisite rights to do so. The Score and Scorecard associated with the Report are not publically available and are shared only with the Respondent and its investors.

Any Scorecard that is provided to the Respondent is merely for reference and discussion purposes, and is not provided as the basis for any professional advice or for transactional use. GRESB, its parent company or affiliates, its advisors, consultants and sub-contractors shall not be responsible or liable for any advice given to third parties, any investment decisions or trading or any other actions taken by you or by third parties based on information contained in the Scorecard. Except where stated otherwise, GRESB is the exclusive owner of all intellectual property rights in all the information contained in the Scorecard and Benchmark Report.

© 2019 GRESB BV